



# SWARAJ PUBLIC SCHOOL, DAMLA


SESSION 2026 - 27

GRADE L.KG.

SUMMER ENRICHMENT WORK FUN FILLED  
ACTIVITIES ARE HERE IN STORE FOR YOU.

**My dear Learner,**

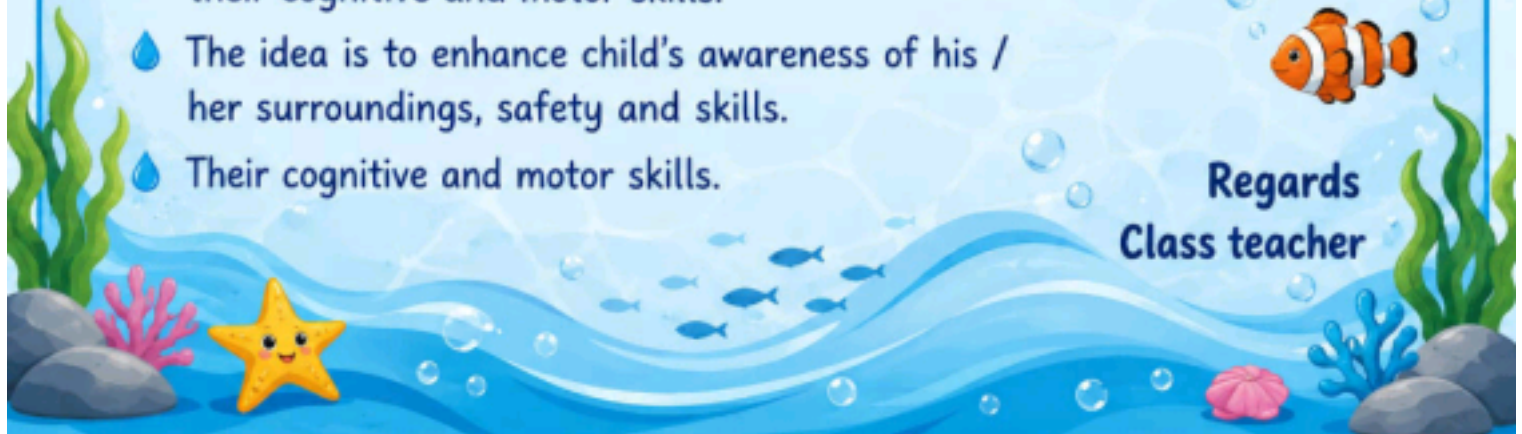
**Hope you all are keeping well and safe!**



- 💧 We have planned summer activities full of fun activities for our children. Kindly help them to do these activities through summer break.
- 💧 These are suggestive activities which will develop their cognitive and motor skills.
- 💧 The idea is to enhance child's awareness of his / her surroundings, safety and skills.
- 💧 Their cognitive and motor skills.



**Regards  
Class teacher**



The illustration features a blue water drop character with a smiling face and arms, appearing to flow from the top left. A silver faucet is shown at the bottom left, with a single drop of water falling. On the right side, there is a wooden sign on a rock that reads "SAVE WATER SAVE LIFE" with a small water drop icon. Below the sign, a stream of water flows over rocks, with another smiling water drop character. At the bottom right, a large water drop contains a small globe of the Earth. The entire scene is framed by a decorative blue border with water splashes and green leaves.

# INSTRUCTIONS FOR SUBMISSION OF WORK

- Complete your work under parental guidance.
- Practice all the given work in 3 in 1 notebook. Complete the work in neat and tidy manner.
- Prepare your assigned model according to given instructions.

# Learn with fun :-

■ Book HELLO  
COLOURS (pg 13 –  
19)

■ Revise swars from  
AKSHAR SAGAR  
BOOK (Pg 2 – 14).

Encourage your ward to  
find new vocabulary  
terms.



# Activities that make us healthy and good human being



- ❖ **Brush your teeth** in the morning and before bedtime.
- ✧ Say Please, Thank You, Sorry, Excuse me.
- ✧ Help Mummy set the table. Give Papa a glass of water.
- ✧ Keep grains and water in a bowl on the terrace for birds.
- ✧ Walk in the garden for 5 minutes every morning. Exercise daily.
- ✧ Finish all the food on your plate. Thank God for the food.
- ✧ If your friend falls, help them get up. If they are sad, make them smile.
- ✧ Eat healthy food daily. Say "**NO TO JUNK FOOD**" like cold drinks, chips, chocolates.
- ✧ Wash your hands before and after meal.
- ✧ Make a small card for your milkman, postman, or sweeper. Give it with a smile.
- ✧ Sit with your grandparents for 10 minutes. Ask them to tell a story.



# FATHER'S DAY ACTIVITY

“ A father is your first hero,  
your forever friend and  
your always protector. ❤️ ”

## ACTIVITY:

### DANCE WITH MY HERO

- ★ On this occasion of **Father's Day**, an exciting activity has been planned for our **little stars**.
- ★ Students are requested to make a small **video** or click **photograph** with their Father while performing a **dance together**.
- ★ Kindly send the video or photo to the class teacher by **10<sup>th</sup> June**.

SUBMISSION DATE:

**10<sup>TH</sup> JUNE**








# YOGA DAY ACTIVITY

**Activity:** *Peaceful poses with parents*

*“Yoga is the journey  
of the self, through the self,  
to the self.”*

-  Do different poses of yoga while wearing same colour clothes.
-  Make a video or click photograph and share it to class teacher
-  submit the video / photo by

**15<sup>th</sup> June.**



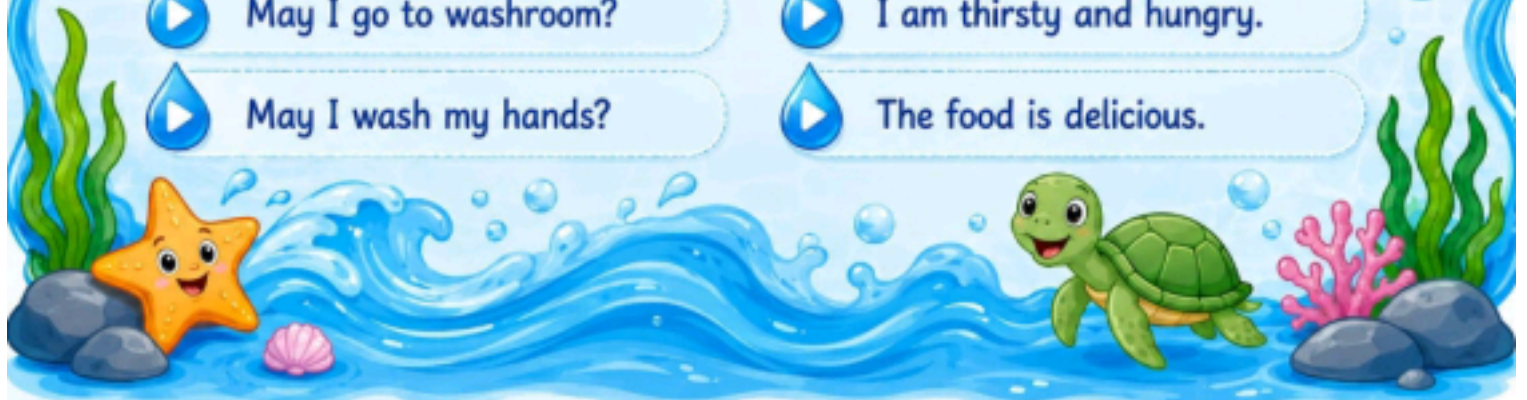


# Conversation Skill



You should converse in English and use these basic conversation skills:

- ▶ Good Morning!
- ▶ How are you?
- ▶ May I come in?
- ▶ May I go to washroom?
- ▶ May I wash my hands?
- ▶ May I drink water?
- ▶ May I help you?
- ▶ I need a pencil, an eraser etc.
- ▶ I am thirsty and hungry.
- ▶ The food is delicious.



# CRAFT WORK

**Roll no**

**Work to be done**



**1 - 8**

Make a beautiful wall hanging on uses of water



**9 - 16**

Make a beautiful wall hanging on ways to save water



**17 - 24**

Make a beautiful wall hanging on water cycle



**25 - 33**

Make a beautiful wall hanging on sources of water.





# PROJECT WORK TOPIC : जल तरंग

Roll No

Work to be done

1 - 5

Make a 3D model of sources of water (size 2\*3)

6 - 10

Make a 3D model of water cycle (size 2\*3)

11 - 15

Make a 3D model of water animals (size 2\*3)

16 - 20

Make a 3D model of purification of water (size 2\*3)

21 - 24

Make a 3D model of rain water harvesting (size 2\*3)

25 - 29

Make a 3D model of water pollution (size 2\*3)

30 - 33

Make a 3D model of water conservation (size 2\*3)



**Water sources**



**Water sources**



**Water cycle**



**Water cycle**



**Water animals**



**Water animals**



water purification



water purification



Rain Water harvesting



Rain Water harvesting



Water pollution



water pollution



water conservation



water conservation



# Happy learning time

- Worksheets of Hindi, English, Maths and EVS are attached in the holiday homework.
- Parents are requested to get all worksheets printed.
- Students must submit the solved worksheets along with the Holiday Homework.
- Kindly ensure neat and complete submission.

Regards  
Class teacher



# सही स्वर पर गोला लगाएं



आ अ ऊ इ



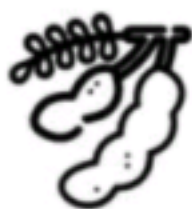
ऊ इ ई अ



अ उ ऊ इ



आ ई ऊ इ



आ अ ऊ इ



अ ई ऊ आ

स्वर को सही चित्र से मिलाइए


अ

आ

इ

उ

ऊ




बिन्दु का सही मिलन करे। चित्र में रंग भरे।

अः

अं •

औ •

अ



ऐ •

• ओ

• आ

ए •



• ऽ

ऋ •

•

ॠ •

ॡ •

ॢ •



# COUNTING

Count and color the fruits. Give a check mark to the correct box.



5 3 4

1 2 3


6 8 9



3 4 5

1 2 3

4 2 3




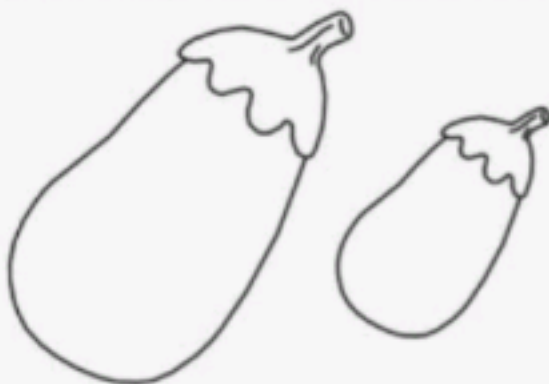
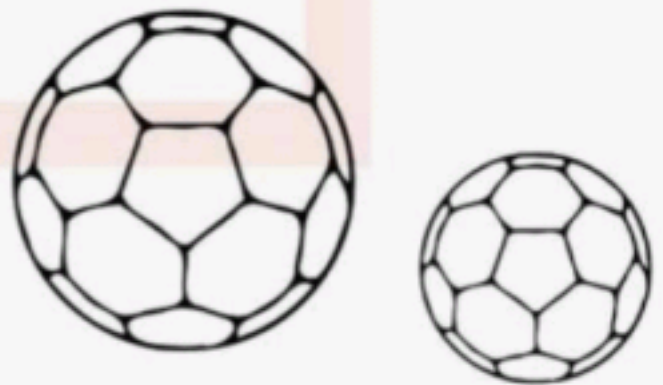



7 5 9

9 7 8

8 5 9

# Big Or Small ?

Color the small object blue and big object red.



# COUNTING NUMBER PRACTICE

Count the items and circle the right number



② 3 1



1 2 3




3 4 5



2 3 4



4 3 5



5 2 3



1 4 3



3 2 5

# Match the Beginning Sound

Draw a line to match each uppercase letter to the picture that begins with that sound.

A

•

T

•

L

•

Z

•

K

•

F

•

E

•

H

•

N

•

X

•

Y

•

•



•



•



•



•



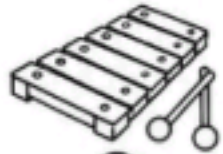
•



•



•



•



•



•



Write the first letter of Picture



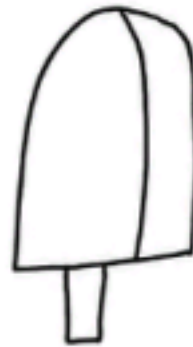
\_\_\_\_\_




\_\_\_\_\_



\_\_\_\_\_



\_\_\_\_\_



\_\_\_\_\_



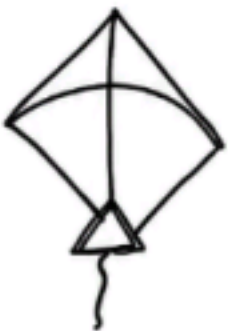
\_\_\_\_\_



\_\_\_\_\_




\_\_\_\_\_



\_\_\_\_\_

Thick (√) the things that you need water to do.



A vibrant, cartoon-style illustration of a pond. In the upper right, a small wooden boat with a blue stripe and a blue oar floats on the water. In the lower left, a green turtle with a brown shell swims. In the lower center, a pink lotus flower blooms on a green lily pad. The water is bright blue with many bubbles and splashes. Green leaves and branches frame the top and sides of the pond. The text "THANK YOU" is centered in the middle of the pond.

**THANK  
YOU**