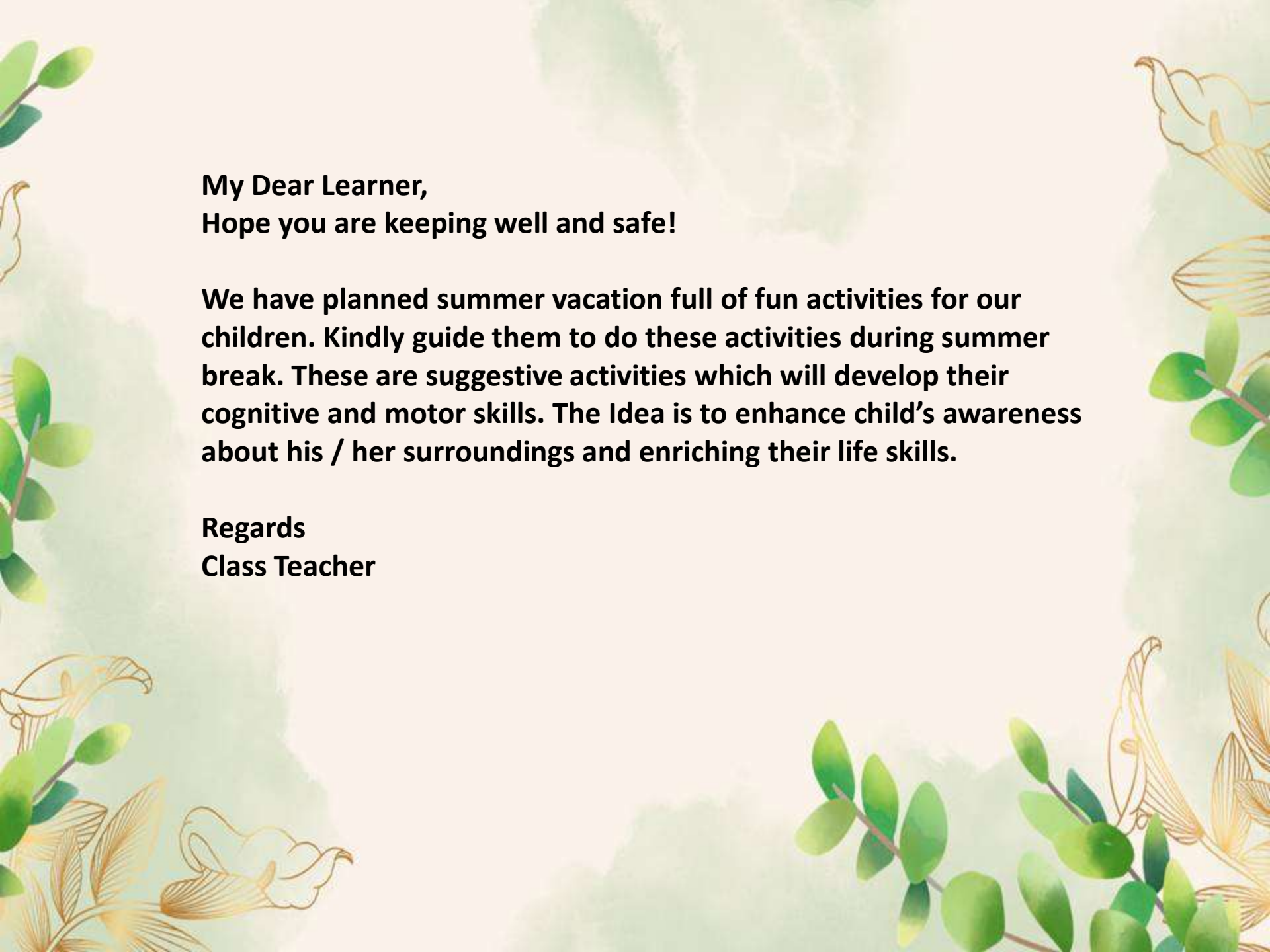




**Swaraj Public School, Damla
(Ynr.)
Session 2023-24**

**Grade – UKG Summer Enrichment Work
Fun filled activities are here in store for you.**



**My Dear Learner,
Hope you are keeping well and safe!**

We have planned summer vacation full of fun activities for our children. Kindly guide them to do these activities during summer break. These are suggestive activities which will develop their cognitive and motor skills. The Idea is to enhance child's awareness about his / her surroundings and enriching their life skills.

**Regards
Class Teacher**

Instructions for the submission of the work:-

Submit your worksheets in a proper labelled folder.

(Theme – **NEIGHBOURHOOD AND COMMUNITY HELPERS**)

- *Complete your work under parental guidance.
- *Practice all the work set in Three in One notebook.
- *Do reading practice daily.
- *Complete the worksheet in neat and tidy manner.

CONVERSATION SKILLS

Encourage your child to converse in English and use these basic conversation skills.

- Good morning!
- How are you?
- I am fine, thank you.
- May I Come in?
- May I go to the washroom?
- May I wash my hands?
- May I drink water?
- May I have my lunch?
- I need a pencil, an eraser etc.
- My hands smell fresh.
- I am thirsty and hungry.
- The food was delicious.

Learn with Fun:-

(a) Talk about neighbourhood and community helpers.

- Know about different places in your neighborhood and their importance
- Respect community helpers.
- Keep your surroundings near and clean.

(b) **Art Maestro book:-**

*Do Activity no.-9,13, 14 ,18 , 19

(C) **Enjoyful Activities:-**

*Draw and colour different body parts and label them in your drawing file.

*Paste picture of different places in neighbourhood on A4 sheet.

*Visit in your neighbours house and plan a get together, click photographs and make collage.

Activities to enjoy that make us Independent:

- Go for a nature walk in the morning , do exercise daily, click pictures to make a beautiful collage of your surrounding.
- Encourage them to eat healthy food and say no to junk food like- cold drinks /pizza/chips/noodles .Do flameless cooking with the help of adults ,click photographs and make a collage.
- Make and drink Energy drinks daily like Roohafza, NimbuPaani, Sharbat under the guidance of your parents and beat the heat.
- Make a collage of fun activities / time spent with parents on A3 sheet (like playing indoor games).
- Help your mother in daily tasks. Click photos and make collage.
- Enjoy an outing with your father and click photos make a beautiful collage.

Let's Talk

Respecting and helping elders at home.

- *Greeting and welcoming guests.**
- *Eating food in proper manner.**
- *Develop cleanliness habits like keeping things at proper place, cleanliness all around, cleanliness of body.**
- *Guide them to wash hands before and after meal.**
- *Encourage your child to keep a bowl of water on roof or outside the house for birds.**
- * Drink atleast 8-10 glasses of water daily.**
- *Inculcate moral values among your child.**
- * Stay away from mobile and T.V. as much as possible.**
- *Do not go out in sun during peak hours.**

Make a Model(According to roll no assigned) of Reduce, Reuse , Recycling

* **Model 1:** Make a big 3D model of Juicer and mixer(Roll no – 1-2)

* **Model 2:** Make 5 3D fruits (Roll no.- 3-5)

* **Model 3:**Make a 3D model of hospital . (Roll no.- 6-7)

* **Model 4:** Make a 3d model of police Station (Roll no 8,9)

* **Model 5:** Make a 3D model of ambulance (10,11)

* **Model 6:** Make a 3d model of school (Roll no 12,13)

* **Model 7:** Make a 3d model of police van(Roll no 14-15)

* **Model 8:** Make a 3d model of school bus. (Roll no.- 16-18)

* **Model 9:** Make 2d model of transport buses (roll no 19-21)

* **Model 10:** Make a big 3d model of ATM machine.(Roll no 22-23)

* **Model 11:**Make a First Aid Box (Roll no 24)

* **Model 12:**Make a model of equipment used in hospital i.e Stethoscope and Glucose stand.(Roll no 25,26)

* **Model 13:** Make 3d model of toys(27-31)

* **Model 14:**Make model of Gadgets /electronic equipment

• Roll no Gadget

27 Oven

28 Tablet/I- pad

29 Laptop

30 LCD/LED

31 Induction

* **Model 15:** Gardening Equipments (Roll no 32-34)

* **Model 16:** Material kit of Cobbler (Roll no 35)

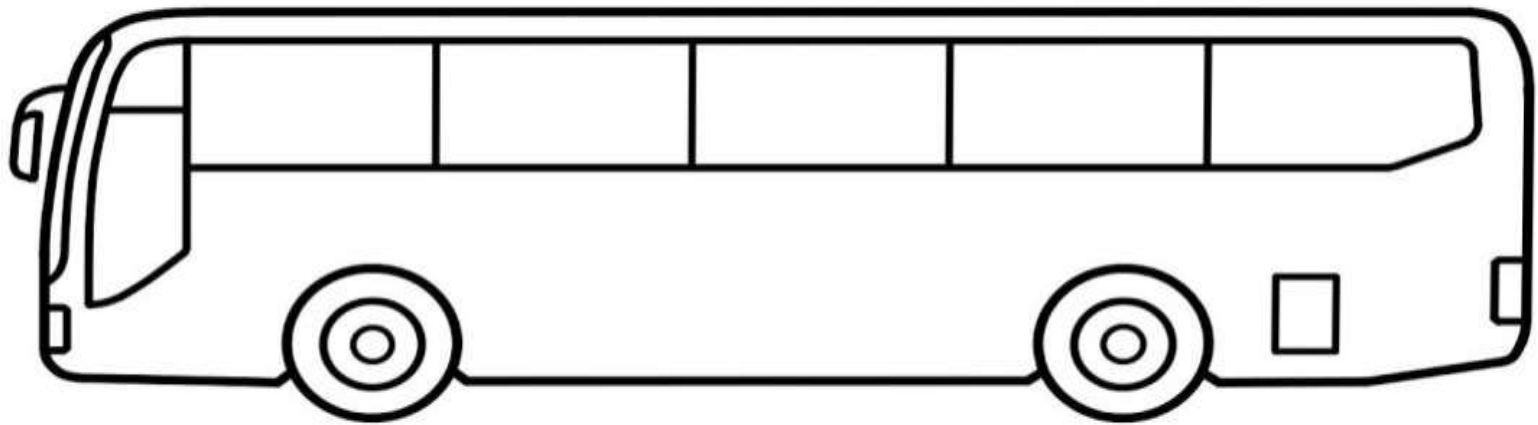
* **Model 17:**Model of Sign board of bus stop (Roll no 36)

* **Model 18:** Make 3d model of any 5 vegetables.(Roll no 37-38)


* **Model 19:** Make model of fencing.(roll no 39,40)

Activity Stone Painting (Roll no 1-40)


Sheet no 01 : Colour the bus beautifully with green/blue crayon and decorate it with "Glitter tube"(Rollno 1-7)




Sheet no 02 :Decorate the Mango with yellow glaze paper as base and green glaze paper as leaf (Tearing and Pasting) (Rollno 8-11)




Sheet no 03 :Decorate the cabbage by using light and dark green colour
Wool (Rollno 12-14)




Sheet no 04:Decorate the Pine apple With Bubble Impression using Orange colour as base and green colour as leaves. (rollno 15-18)




Sheet no 05: Decorate papaya with the help of leaf impression (orange/yellow water colour) (Rollno 19 – 22)



Sheet no 06: Decorate the capsicum with the help of lady finger impression by using any one (Orange , green or yellow) colour. (Rollno 23-26)



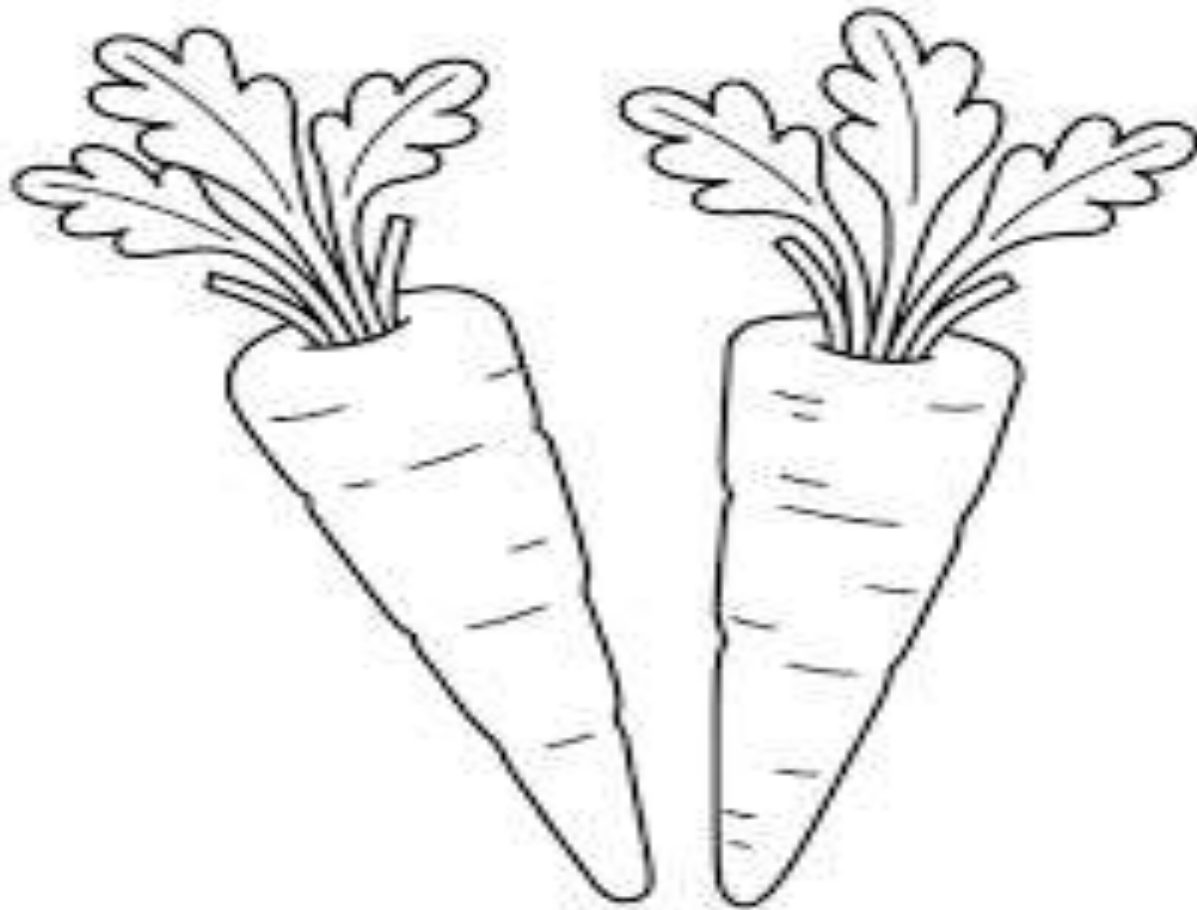
Sheet no 07: Decorate Watermelon by using disposable plate (Green/Red) and paste pulses (black daal) as its seed (Rollno 27-31)



Sheet no 08: *Decorate the apple by using thumb impression (Rollno 32-36)*



Sheet no 09: Decorate the carrot with Ear Bud by using Red Water colour as base and green colour in leaves (Rollno 37-40)



What comes between

A grid of 15 bears, each holding a number card with three boxes. The middle box is empty for the student to write the number between the two given numbers. The bears are arranged in 5 rows and 3 columns.

27	28	29	35		37	17		19
45		47	8		10	29		31
42		45	18		20	33		35
40		42	39		41	31		33
19		21	16		18	48		50

© math-only-math.com

What comes after



Missing Numerals





CVC READING COMPREHENSION

-am




Read the passage 3 times and colour the smiley faces. Colour the -am words. Answer the questions.







Sam Pam ham yam jam

Pam and Sam

Sam has a ham.
Pam has a yam.
They do not have jam.



1. Pam has a   

2. Sam has a	3. They do not have
 yam	 ham
 ham	 ram
 jam	 jam



CVC READING COMPREHENSION

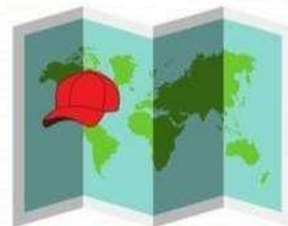
-ap




Read the passage 3 times and colour the smiley faces. Colour the -ap words. Answer the questions.







map cap lap nap

Sam's Map

Sam has a map.
He taps on the map.
The map shows his cap.
He puts the map on his lap.
Then he will take a nap.



1. Sam has a   

2. The map shows his	3. Sam will take a
 rag	 jog
 cap	 run
 cat	 nap



Garden of Flowers



NAME: _____

Rhyming Words

Directions: Read the words on each flower. Circle the words that rhyme.



THIS IS A
FREE
STABLE

thank
you

