



Swaraj Public School, Damla  
Aff. No :531727 School Code:41704  
Website :www.spsdamla.edu.in  
Session 2023-24

**Summer Enrichment Programme  
Class - IV**

**SUMMER TIME, SUMMER TIME**

**LET'S GO OUT AND PLAY**

**TIME FOR FUN AND LOTS OF SUN**

**I LOVE THESE KIND OF DAYS**

**SUMMER TIME, SUMMER TIME**

**SWIMMING TO STAY COOL**

**PILLOW FIGHTS,**

**AND LATE NIGHT FIGHTS**

**AN AWESOME BREAK FROM  
SCHOOL**

**:) APPRECIATE NATURE** - GO FOR LONG WALKS IN A PARK OR GARDEN WITH YOUR FAMILY AND FRIENDS. GROW APLANT AND NURTURE IT.

**:) UNRAVEL THE ARTIST IN YOU** - CREATE A NEW STORY, TRY A NEW RECIPE WITH YOUR MOM, LEARN A NEW SONG, PLAY A NEW INSTRUMENT.

**:) GOOD MANNERS ARE THE KEY-** RESPECT YOURPARENT, GRANDPARENTS AND ALL ELDERS.

**:) USE THREE MAGICAL WORDS** (SORRY, PLEASE AND THANK YOU) OFTEN. 'A LITTLE MORE COURTESY GOES ALONG WAY.'

**:) STAY FIT, STAY HEALTHY** - PLAY YOUR FAVOURITE GAME/SPORT REGULARLY.

**:) DEVELOP IN YOURSELF** THE SPIRIT OF SPORTSMANSHIP& SENSE OF HEALTHY COMPETITION.

**:) LEARN ABOUT OUR HERITAGE** – FIND SOME TIME TO VISIT MUSEUM AND MONUMENTS. READ ABOUT THEM.

**:) LEARN NEW THINGS RELATED TO YOUR COUNTRY.**

**:) SAVE NATURE** – CONTRIBUTE TO SAVE OUR PRECIOUSENVIRONMENT. MINIMIZE THE WASTAGE OF RESOURCES LIKE WATER AND FUEL



SUMMER ENRICHMENT PROGRAMME

Class-IV (2023-2024)

The holiday homework has been designed keeping this interdisciplinary aspect in mind “LET’S KNOW THE UNKNOWN”

*Knowing the Unknown*



There are things we know  
And things we don't  
There are also something's  
We don't know that we don't know

Knowing that we know  
“Makes us Happy”  
Knowing that we don't know  
“Makes us strive to work hard”  
But when we don't know what we don't know  
Is the missing link in our lives...

Look up & find it  
Drill a little deep within yourself  
Learn it the way  
You have never learned before  
Make the best.... Let your soul ask for more  
----- Ryson D'souza

□All homework should be handwritten and neatly done on A4 size sheets, stapled subject wise and put together in a common folder. Submit in the first week of July to the Subject Teachers.

A decorative border of palm trees surrounds the page. The trees are arranged in a rectangular frame, with a single row of trees along the top and bottom edges, and vertical columns of trees along the left and right edges. Each tree is a simple illustration with a brown trunk and green fronds.

## ENGLISH

### INSTRUCTIONS

- All homework is to be done on A4 size coloured sheets and compiled in a folder. Design an attractive cover for your file.
- The written part should be neatly presented in your own handwriting or printed (if the instructions have been given regarding the same).
- Solve the worksheets in your notebooks.

### RIDDLES

1.Riddle: What can't talk but will reply when spoken to?

2.Riddle: The more of this there is, the less you see. What is it?

3. Riddle: David's parents have three sons: Snap, Crackle, and what's the name of the third son?

4. Riddle: I follow you all the time and copy your every move, but you can't touch me or catch me. What am I?





**5. Riddle: What has many keys but can't open a single lock?**

**6. Riddle: What can you hold in your left hand but not in your right?**

**7. Riddle: What is black when it's clean and white when it's dirty?**


**8. Riddle: What gets bigger when more is taken away?**

**9. Riddle: I'm light as a feather, yet the strongest person can't hold me for five minutes. What am I?**

**10. Riddle: I'm found in socks, scarves and mittens; and often in the paws of playful kittens. What am I?**

**11. Riddle: Where does today come before yesterday?**

**12. Riddle: What invention lets you look right through a wall?**



13. Riddle: If you've got me, you want to share me; if you share me, you haven't kept me. What am I?

14. Riddle: What can't be put in a saucepan?

15. Riddle: What goes up and down but doesn't move?

16. Riddle: If you're running in a race and you pass the person in second place, what place are you in?

17. Riddle: It belongs to you, but other people use it more than you do. What is it?

18. Riddle: What has lots of eyes, but can't see?

19. Riddle: What has one eye, but can't see?

HINDI

दी गई वर्ग पहेली में से 15 जानवरों व पक्षियों के नाम ढूँढें

र	मो	दा	र	भा	लू	कि	त	हा	ने
ख	र	गो	श	हा	र	गि	हा	र	प
दी	न	मे	ल	गो	शे	र	गो	तो	ता
हीं	चू	हा	ने	र	ल	गि	सु	न	हा
मे	री	थी	मा	गो	ने	ट	ने	म	न
गा	को	क	बू	त	र	प	र	छ	गो
र	य	घो	ड़ा	न	छि	प	क	ली	प
बै	ल	ल	कु	ने	प	गो	मै	ना	न

ढूँढे हुए पक्षियों और जानवरों के नाम में से किसी एक के बारे में कोई खास विशेषता A4 शीट पर लिखें और चित्र भी बनाएँ

## पहेलियाँ

1. बिन खाए बिन पीए, सबके घर में रहता हूँ, ना खाता हूँ ना रोता हूँ, घर की रखवाली करता हूँ ?



2. सिर पर कलगी पर मुर्गा नहीं हूं , करता हूं नाच पर कलाकर नहीं हूं , तो बताओ आखिर क्या हूं ?

3. पैर नहीं है पर चलती रहती हूं , दोनों हाथों से अपना मुंह पूछती रहती हूं ?

4. बिना पैर के करती यात्रा , मेरे बिना तुम मर जाओगे , दो अक्षर का मेरा नाम , क्या तुम मेरे बिना रह पाओगे?

5. कान है पर बहरी हूं , मुंह है पर मौन हूं , आखें है पर अंधी हूं , तब बताओं मैं कोन हूं ?

6. काली है पर काग नहीं , लंबी है पर नाग नहीं , बलखाती हूं पर डोर नहीं , बांधते है पर डोर नहीं ?

7. काले वन की रानी हूं , लाल पानी पीती हूं ?







8. अपनों के ही घर यह जाये , तीन अक्षर का नाम बताये , शुरू के दो अति हो , जाये अंतिम दो से तिथि बताये?

9. बीमार नहीं रहती फिर भी खाती है गोली , बच्चे बूढ़े डर जाते सुन कर मेरी बोली ?

10. एक पहेली में बुझाया , सिर को काट नमक छिड़काया ?

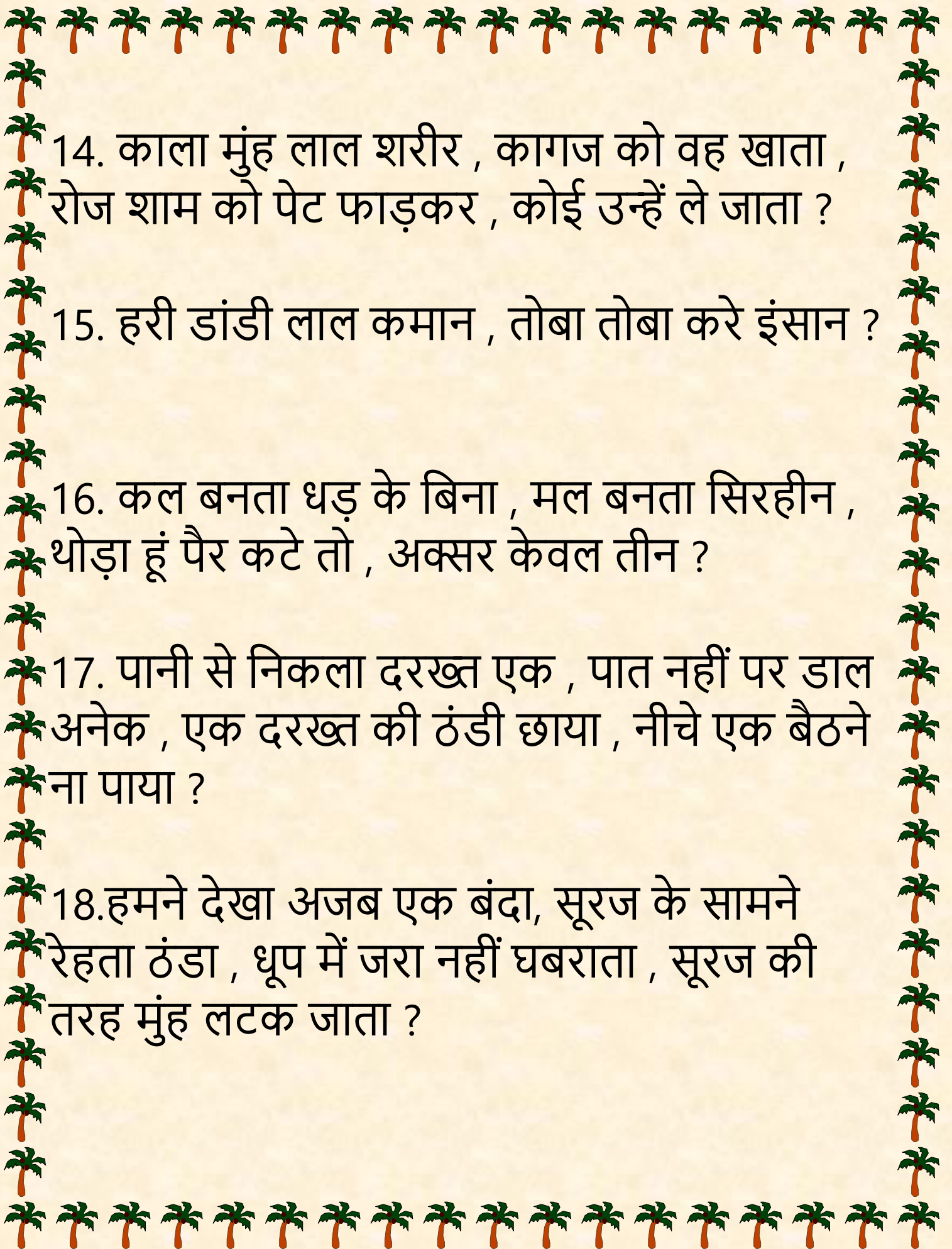
11. खाते नहीं चबाते लोग , काट में कड़वा रस संयोग , दांत जीभ की करे सफाई , बोलो बात समझ मे आयी ?

12. चार ड्राइवर एक सवारी , उसके पीछे जनता भारी?

13. ऊंट की बैठक हिरण की चाल , बोलो वह कौन है पहलवान ?







14. काला मुंह लाल शरीर , कागज को वह खाता ,  
रोज शाम को पेट फाड़कर , कोई उन्हें ले जाता ?

15. हरी डांडी लाल कमान , तोबा तोबा करे इंसान ?

16. कल बनता धड़ के बिना , मल बनता सिरहीन ,  
थोड़ा हूं पैर कटे तो , अक्सर केवल तीन ?

17. पानी से निकला दरख्त एक , पात नहीं पर डाल  
अनेक , एक दरख्त की ठंडी छाया , नीचे एक बैठने  
ना पाया ?

18. हमने देखा अजब एक बंदा, सूरज के सामने  
रेहता ठंडा , धूप में जरा नहीं घबराता , सूरज की  
तरह मुंह लटक जाता ?




19. परत परत पर जमा हुआ हूं , इसे ज्ञान ही जानो ,  
बस्ता खोलते ही तुम , मुझको पहचान जाओगे ?

20. काला हांडा, उजला भात , ले ले भाई, हाथों हाथ  
?

## MATHEMATICS

Roll no. 1 to 5

1. Make a tile design and tell why some shapes cannot be used to make tile ?



Roll no. 6 to 10

2. Make a model of honeycomb with paper and explain why its



shape is hexagonal on A4 sheet ?

Roll no. 11 to 15

3. Make a beautiful model of kite and describe why its shape is



fixed on A4 sheet ?

Roll no. 16 to 20

4. Why zero is not taken as counting number , explain it with examples on chart.

Roll no. 21 to 25

5. Make a working model of clock using roman numeral and tell why roman numerals replaced by Hindu -Arabic numbers on A4 sheet?

<https://youtu.be/G8GSdrQRFLg>

Roll no. 26 to 30

6. Why In maths addition ,subtraction, multiplication we do calculation from right to left ,explain with examples on chart.


Roll no. 31 to 35

7. Make a calendar and tell why two consecutive months August and July have 31 days and not others follow it ?

Roll no. 36 to 40



8. Make a rotating wheel , paste different shapes on its boundaries and tell why clock moves clockwise ?



<https://youtu.be/aQW2Q3V8VKE>

## SCIENCE

Roll no. – 1-5

When we throw a stone in water, why the rings are always circular?

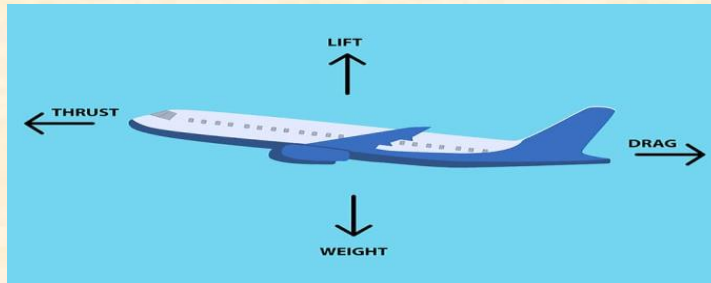
Write on A4 size coloured sheets and Explain by showing real life experiment and with the help of Chart.



Roll no. 6-10

Tell the reason behind the shape of Aeroplane or rockets. Make a model of aeroplane and explain on coloured A4 size sheets.

<https://youtu.be/jl-HeXhsUlg>



Roll no. 11-15

How the parachoots or gas balloons fly upwards? Make a working model to show this and explain on coloured A4 size sheets.

<https://youtu.be/tofBRpzB5n4>

Roll no 16- 20

Why the sky is blue? Show with the help of experiment and explain on coloured A4 size sheets.

<https://youtu.be/X0VWuwxoHik>



Roll no 21-25

Explain the reason of funambulism. How it is related to science? Make a model and explain on coloured a4 size sheets.

<https://plus.maths.org/walking-tightrope>

Roll no. 26-30

How ball Point pen work on the principal of gravity? Explain with real life example and write on coloured A4 size sheets

[https://youtu.be/4AjFjiBSf\\_U](https://youtu.be/4AjFjiBSf_U)

Roll no. 31-35

Why cold water feels colder than air at the same temperature. Explain by showing real life examples and explain on coloured A4 size sheets.

<https://www.mentalfloss.com/article/30993/why-does-60-degree-water-feel-colder-60-degree-air>

Roll no 36-40

Explain how Car seatbelt works upon the facts of science? Make a model to explain and explain it on coloured A4 size sheets.

<https://images.app.goo.gl/Z2tsX6PxnvTLsnVg6>

## SOCIAL SCIENCE

Roll no. 1 to 5 Make a model of the PISA tower and write on A4 sheet that







Why does the leaning tower of Pisa lean?



Roll no. 6 to 10

Plant a tree of cactus and Explain why do cactus have thorns on A4 sheet?



Roll no. 11 to 15

When did people realise that the earth is not flat?

Make a 3D model of earth and explain.



Roll no. 16 to 20

How did news become news ? What was the first news paper? When it got printed?





**Make first page of newspaper on a chart.**



**Roll no. 21 to 25**

**What is radar? How it helps in weather forecast?**

**Male a model of Radar.**



**Roll no. 26 to 30**

**What makes an aquarium equipped?**



Make a model of aquarium.



Roll no. 31 to 35

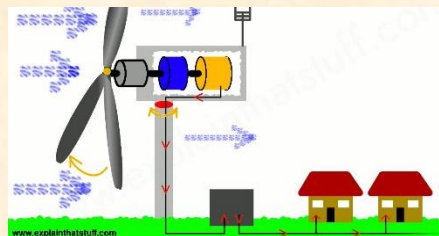
Why the four pillars of Taj Mahal are at 89 degree angle?



Explain it on A4 sheet and make a model of Taj Mahal.

Roll no. 36 to 40

What makes wind? Explain working of wind mill with the help of model and how is electricity generated from windmill?





## ART AND CRAFT



1. Make a craft on 'OUT OF WASTE'.

2. Make a 'PAPER BASKET'

BEST



3. Make a paper craft with the help of ORIGAMI SHEETS.

## COMPUTER

Roll no 1 to 20

Make computer working model using waste material . ( keyboard, Mouse, Monitor , CPU)

Roll no 21 to 40

Make a computer working model using waste material on Input devices, Output devices and Storage Devices.

<https://youtu.be/yD6OY4eh1cs>

**EBSB**

\*Title page

SWARAJ PUBLIC SCHOOL DAMLA, YAMUNANAGAR

‘EK BHARAT SHRESHTHA BHARAT’

Project

Session 2023-24

Name of class incharge Ms. \_\_\_\_\_

Name of project \_\_\_\_\_

Name of student \_\_\_\_\_

Roll no: \_\_\_\_\_

Class & Section : \_\_\_\_\_

Signature of class incharge \_\_\_\_\_

1<sup>st</sup> Page

Make a colourful & beautiful map of state Manipur.

2<sup>nd</sup> Page

Name of the state	:	Manipur
Symbols of Manipur	:	
Capital	:	
Fruit	:	
Emblem	:	
No. of Districts	:	
Mammal	:	
Language	:	
Bird	:	
Chief Minister	:	
Flower	:	
Governor	:	
Tree	:	
Area	:	
Sport	:	

3<sup>rd</sup> Page:- Learn and write 5-10 alphabets of Manipuri.

4th page :- History of Haryana and manipur

5th page :- Culture of haryana and

6th page :- Crops grown in haryana and manipur

**SPECIAL DAYS ACTIVITIES:**

**World Environment Day:**

Plastic bottles are the basic or default item found in the trash or landfills. Instead of throwing the waste plastic bottle, we can reuse them for planting

Plant a plant and send the Pictures to the class teacher till 2<sup>nd</sup> June.

<https://youtu.be/hWNwb8OeUcY>

**FATHER'S DAY ACTIVITY:** (To be submitted till 15 June )

Make a Beautiful photo frame of your favourite memory with your father and present that to him on fathers day also send the picture to the class teacher by 15<sup>th</sup> June.

