



Swaraj Public School, Damla

Aff.No.531727 School Code :41704

Website: www.spsdamla.edu.in

Session-2025-26

Summer Enrichment Programme

Class-III

Theme : Tapestry in India



HOLIDAYS' HOMEWORK

All About Me



Name

Age

Birthday

Address

My Hobbies

My Favorite ...

Color:

Food:

Pet:

Music:

Movie:

Season:

Place:

Sports:

Subject:

Fun Facts About Me



When I Grow Up I Want To Be ...



Sourced from Google and Canva

ROLL NO 1-5

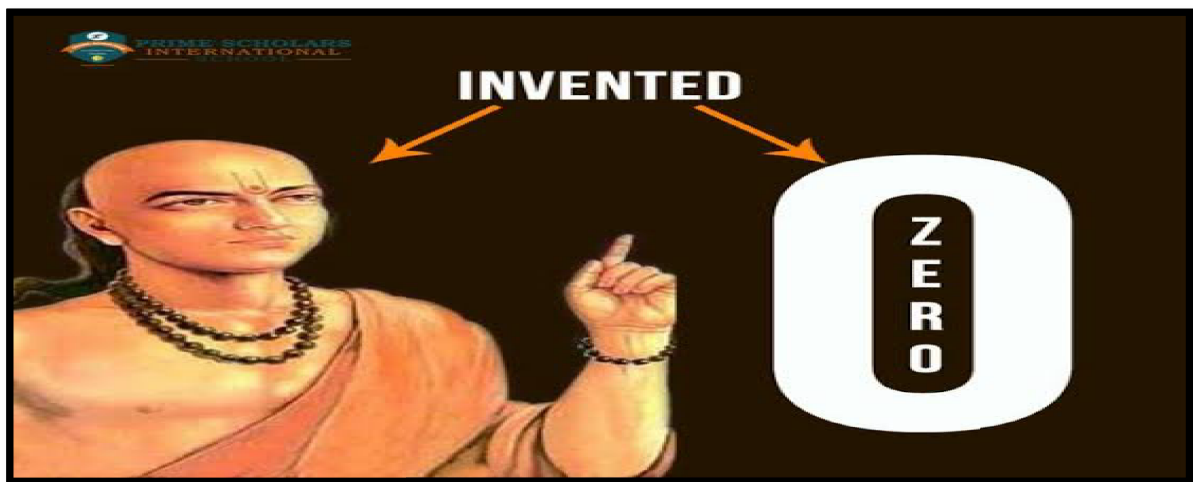
ENGLISH : Show Your Review through a small Article (70 to 100 words) on Big Bang (Explosion of Sun and Formation of Mother Earth 🌍) Reference

(https://youtube.com/shorts/_Ob578obJQ4?si=g4eM-K3QZd5fg1n.)

HINDI :

"पृथ्वी फाउंडेशन" के अनुसार पृथ्वी को कितने भागों में बांटा गया है 3D आकृति में चार्ट पर दिखाएं।

MATHS: Aryabhatt has invented 0. Make a beautiful model of 0 using stones and paste picture of Aryabhata also.



SOCIAL SCIENCE:

Topic: How Our Earth Was Formed

Option 1: The "Earth Story" Make of model of the above topic

What to include:

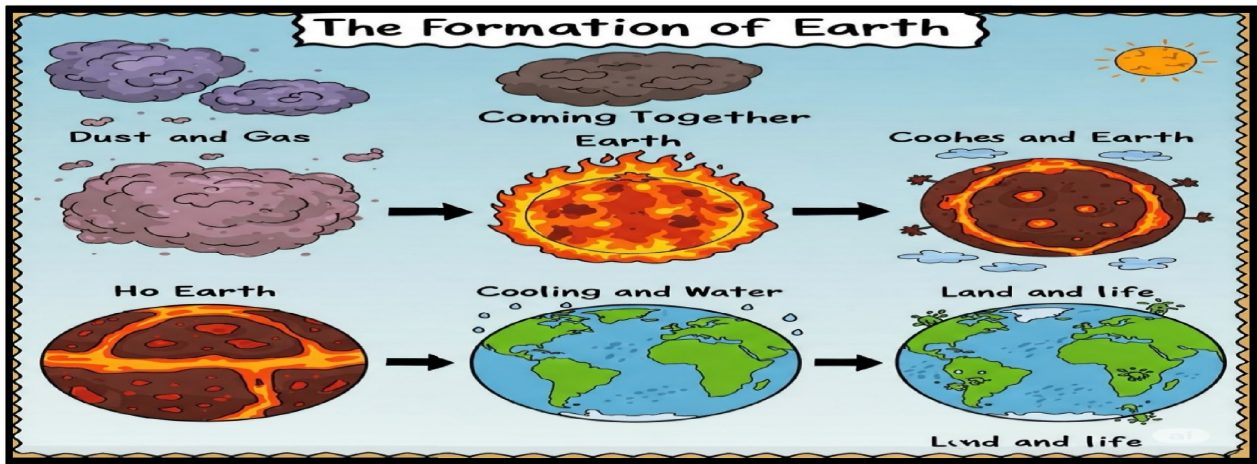
* Picture 1: The Beginning! Draw a picture of the very early universe – maybe lots of dust and gas floating around. Write a sentence like, "Billions of years ago, there was no Earth, just dust and gas!"

* 2: Coming Together! Show how tiny pieces of dust and rock started sticking together because of gravity (you can draw arrows pointing inwards). Write, "Tiny pieces of dust and rock started bumping into each other and sticking together."

* 3: Getting Hot! Draw the Earth as a fiery, red ball. Explain that as more and more pieces came together, it got super hot! Write, "Our Earth was a fiery hot ball of melted rock!"

* 4: Cooling Down and Water! Show the Earth cooling down and rain falling for a very, very long time to form oceans. Write, "It cooled down, and rain fell for millions of years to make the big oceans."

* 5: Land and Life! Draw land appearing and maybe some early plants or simple creatures. Write, "Slowly, land appeared, and then tiny plants and animals started to live!"



SCIENCE:

- Ayurveda , a traditional system of medicine that originated in India, has it's root in vedas.
- Explain the Ayurvedic body clock on chart paper .

ROLL NO 6 TO 10


ENGLISH : I am religious. Take any 5 Quotes from Vedas and write Applying Area in your life through a flowchart.

Reference 

(<https://youtu.be/MXZPw7DXYI?si=BADUAG5FkQLi3sGQ>.)

HINDI : चारों वेदों में से किसी एक वेद के पांच मंत्र अर्थ सहित लिखें।

MATHS: Make a collage for the different geometrical art form of India.



SOCIAL. SCIENCE:

Topic: Ancient Wisdom!

Part 2: Make a beautiful chart explaining What are the Vedas? (Simple Explanation!)

The Vedas are like very, very old wisdom books from India. They have songs, stories, and ideas about nature, the world, and how to live a good life. People who lived a long, long time ago in India wrote them down. They teach us many good things, just like our grandparents teach us!

*** Vedas & Nature:**

- * The Vedas talk a lot about nature – like the sun, moon, rivers, and trees.
- * Write one sentence about each vedas.

*** Good Habits (from Ancient Wisdom!):**


- * The Vedas teach us to be kind, truthful, and helpful.



SCIENCE

'Universe expanded from an initial state of high density and temperature' explained by Big Bang theory.

Represent the theory on a chart paper or by 3-D model.



ROLL.NO 11-15

ENGLISH : Make a Collage on Manipur (The Jewel of India) AND on Haryana (An Agriculture State) depicting Main Features of Both States.

HINDI : मानव शरीर का चित्र विभिन्न अंगों को बताते हुए चार्ट

MATHS: Draw the different types of houses of different states on a chart . Can choose any one:

<https://youtu.be/hCEoKo66Idc?feature=shared>

&

<https://youtu.be/iXlR7YSINqM?si=oQZlwzjFWrS5gfhJ>

&

<https://youtube.com/shorts/4X94l3MjWlo?si=ENcsELMhHV-QoGTO>

SOCIAL SCIENCE: A beautiful chart showing-

Animals of the World - Continent Sort (Cut, Paste & Sort)

Divide your chart paper into at least 4-5 sections (you don't need all 7 if it's too much, focus on major ones like Asia, Africa, North America, Australia, Antarctica). Write the name of a continent in each section.

- * Find or draw pictures of different animals.
- * Cut out the animal pictures or draw.
- * Paste each animal picture into the section of the continent where it mostly lives.

- * Asia: Tiger, Panda, Elephant
- * Africa: Lion, Giraffe, Zebra, Elephant
- * North America: Bear, Eagle, Moose
- * South America: Monkey, Anaconda, Llama
- * Antarctica: Penguin, Seal
- * Europe: Brown Bear, Wolf
- * Australia: Kangaroo, Koala, Emu
- * Below each animal, write its name.



SCIENCE :

Our earth is separated by oceans and other water bodies in seven continents.

Explain about the 'continent dedicated to science' through a model.

ROLL.NO 16-20

ENGLISH : Take A Visit to nearby Farm Area or Poultry Farm or Zoo and share your experience through a Diary Entry . (Use A4 sheet)

HINDI : मानव शरीर की स्वच्छता के नियमों पर सुलेख लिखें।

MATHS: Chess is a famous game of India. Make a 3D Chess Board of it.

<https://youtu.be/hgr8dEaH6W8?si=rerIGdNGj6f3zuHr>

SOCIAL SCIENCE: Theme: Discovering the Diverse Landscapes of India!

Draw model of landforms of India

Types of landforms

- * Mountains (e.g., Himalayas): Draw mountains, add cotton for snow.
- * Plains (e.g., Gangetic Plains): Draw fields, rivers, villages.
- * Deserts (e.g., Thar Desert): Draw sand dunes, camels, cacti.
- * Coasts/Beaches (e.g., Goa, Kerala): Draw a beach, palm trees, ocean.
- * Plateaus (e.g., Deccan Plateau): Draw flat-topped hills, rocky areas.

Links - https://youtu.be/cEPgf5U1dVQ?si=dY_3pFjbfe4oloqA

SCIENCE:

India is a vast and geographical diverse country. Explain the diversity of land with the help of chart.

<https://youtu.be/4dO35onDGxg>

ROLL NO 21-25

ENGLISH: Select any 3 States and Prepare a Flipbook on the Different Cultural Practices of the Selected States. (Kashmir, Gujarat, Rajasthan, Manipur, Punjab, Haryana)

HINDI: भारत के विभिन्न प्रदेश और उनका प्रमुख नृत्य चित्र सहित दर्शाएं।

MATHS: Draw lotus temple of India and find mathematical concept used in it.

<https://youtube.com/shorts/y-NUDTgTQ6E?si=bwmdzfJID7bbwC7k>

SOCIAL SCIENCE: Make a model depicting anyone festival of India

https://youtu.be/MH_jedfhGWg?si=SSOkhxBMy0GR-jJ

SCIENCE:

Many Indian traditions, such as specific dietary practices, yoga, and certain rituals, have scientific explanations. For example, the practice of sitting on the floor while eating, often in the "Sukhasan" position, is believed to aid digestion.

Explain any one Indian tradition or culture in terms of science.

ROLL NO 26 -30

Foods of India

ENGLISH: My Show: Prepare a Flameless dish. Make an audible video while preparing the dish. Use Different kinds of **Nouns**.

HINDI : भारत के विभिन्न प्रदेश और वहां का मुख्य भोजन चार्ट पर चित्र सहित दर्शाएं।

MATHS: Make a pyramid for different types of food of India.

You tube: <https://youtu.be/35nJi2spmCE?si=XsHEimIPs0j6zyjE>

SOCIAL SCIENCE: let's explore the delicious world of Indian food! India is a big country, and every part has its own special dishes. Let's become little food detectives!

My Plate, My State! (Research & Drawing)

* Choose ONE Indian State: Pick your favorite Indian state (e.g., Punjab, Tamil Nadu, West Bengal, Maharashtra, Rajasthan, etc.).

* Find 3 Special Foods: Research and find out about three famous food items from that state. They can be a main meal, a snack, or even a sweet!

* Inside the plate, draw the three food items you found. Try to make your drawings colorful and look like the real food!

* Below each drawing, write the name of the food item and the state it belongs to.

* At the top of the sheet, write the name of the state you chose.

SCIENCE:

With the help of balanced diet plate model , Explain the nutritional value of cuisines of Haryana and Manipur.

ROLL NO 31-35

ENGLISH : Create a Beautiful short Story on season and Attire of Kashmir or Rajasthan or Manipur . Select any one out of these Three.

HINDI : भारत के मुख्य मौसम और उनका पहनावा चित्र सहित चार्ट पर प्रदर्शित करें।

MATHS: Make a model of any monument showing geometry concept.

You tube link:

https://youtube.com/shorts/_MpomftwqM?si=kra2P7hB0drh0b-Z

SOCIAL SCIENCE: Make a chart showing different seasons of India.

<https://youtu.be/twmSkD98Hvk?si=DCzgR1PEETOHTD3u>

SCIENCE:

With the help of 3-D model , explain the formation of seasons in India .

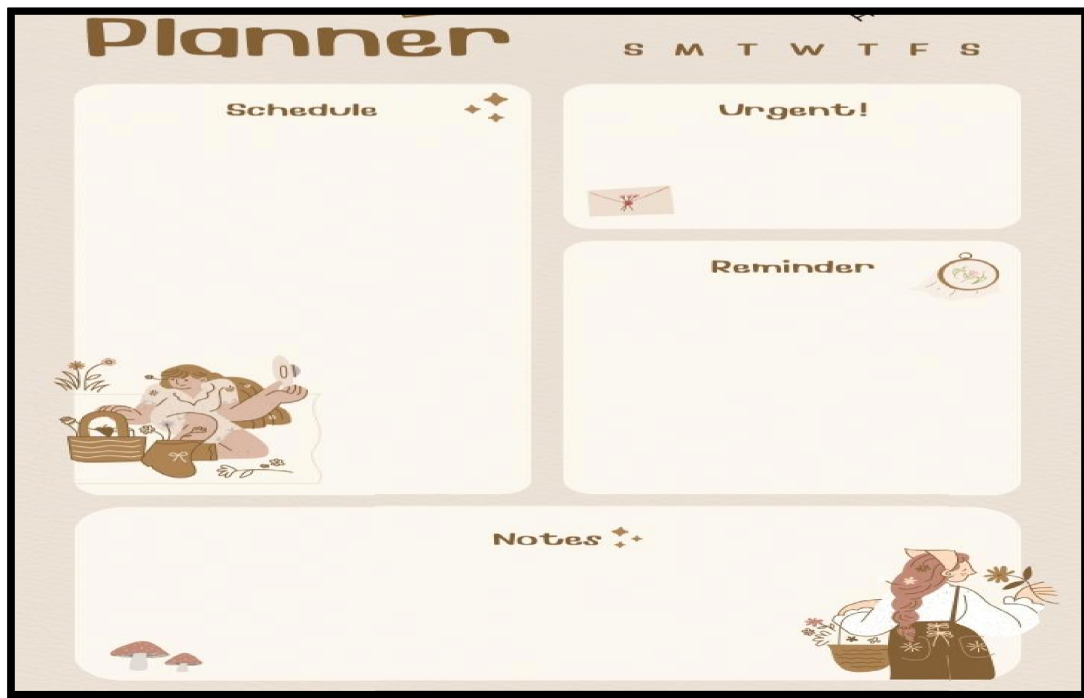
ROLL NO 36-40

ENGLISH: Urban and Rural Life of India

Planning Time

Write your Visiting planning and differentiate the Village life and City life.

What you observed, learnt is much more Important.



HINDI: शहरी जीवन और ग्रामीण जीवन में आपको कौन सा जीवन पसंद है और क्यों?

MATHS: Patterns are everywhere. So paste pictures of different types of pattern seen in real life on a scrap file.



SOCIAL . SCIENCE :

Transport Troubles & Treasures model

This activity helps children visualize how people travel in different areas.

Make a model showing common modes of transport in urban and rural settings.

* Divide into two sections. Label one section "How We Travel in the City" and the other "How We Travel in the Village."

* In the "City" section, find or draw pictures of things like cars, buses, auto-rickshaws, bikes, metro trains (if applicable to a big city).

* In the "Village" section, find or draw pictures of things like bullock carts, tractors, bicycles, people walking, motorbikes (less common than in cities, but present).

* on chart, write one simple sentence about why people use different types of transport in cities and villages (e.g., "Villagers use carts for farms, city people use cars for offices.").

<https://youtu.be/BzAchB71Jdg?si=papzOgN2B-VOPk-X>

SCIENCE:

Explain the technology difference between rural and urban areas on a chart paper or by model. Also explain why science and technology is important for urbanisation?

Art Project

Create a colorful rainbow from wool on A3 size sheet.

Create a best out of waste material from wool.

‘EK BHARAT SHRESHTHA BHARAT’ Project (Common for all)

Session 2025-26

Title Page_____

Name of Student:_____

Roll No.:_____

Class & Section:_____

1st Page

Make a colourful & beautiful map of state Telangana

2nd Page

Name of the state: Telangana

Symbols of Telangana

Capital:

Emblem:

No. Of Districts:

Mammal:

Language:

Bird:

Chief Minister:

Flower:

Governor:

Fruit:

Area:

Tree:

Sport:

3rd Page:

Learn and write 5-10 alphabets of Telangana

4th Page:

Write about history of Haryana and Telangana

5th Page:

Traditional dresses of Haryana and Telangana

6th Page:

Explain about famous Food of Haryana and Telangana

7th Page:

Languages spoken by people of Haryana and Telangana

World Environment Day

June 5, 2025

'Reduce Global Plastic Pollution'




Activity: Take a vow to reduce plastic pollution. Write beautifully on a chart Paper and send the photograph by holding the vow chart in your hands.

YOGA DAY

June 21, 2025

On the occasion of international yoga day organize a group yoga session in a park or community center to promote and disseminate knowledge and practice of yoga among the people for the improvement of their health and well-being.



FATHER'S DAY

- **On the occasion of Father's Day. Make a beautiful Orgami for Your Beloved Father and show your Unbroken Bond through paper.**
- <https://pin.it/5taAnyaNr>
- <https://pin.it/3Mn7QBRCA>

HAVE LOTS OF FUN

